



GPL 12750

12V 75.0Ah

GPL 12750 is a general purpose battery with 10 years expected life under normal float charge. As with all CSB batteries, all are rechargeable, highly efficient, leak proof and maintenance free.



Specification

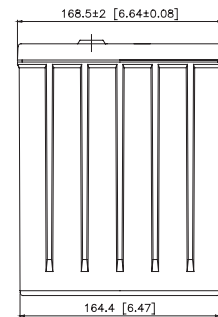
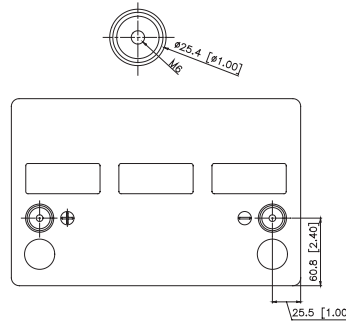
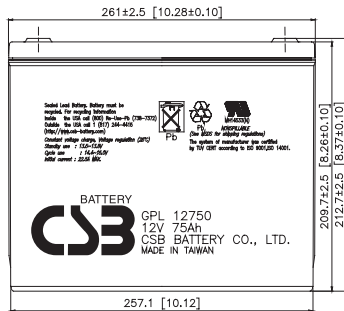
Cells Per Unit	6
Voltage Per Unit	12
Capacity	75Ah @ 20hr-rate to 1.75V per cell @25 °C (77°F)
Weight	Approx. 26kg(57.2 lbs)
Maximum Discharge Current	600A (5sec)
Internal Resistance	Approx. 6mΩ
Operating Temperature Range	Discharge: -20°C~50°C (-4°F~122°F) Charge: -20°C~50°C (-4°F~122°F) Storage: -20°C~40°C (-4°F~104°F)
Nominal Operating Temperature Range	25°C±3°C (77°F±5°F)
Float Charging Voltage	13.5 to 13.8 VDC/Unit Average at 25°C (77°F)
Recommended Maximum Charging Current Limit	22.5A
Equalization and Cycle Service	14.4 to 15.0 VDC/unit Average at 25°C (77°F)
Self Discharge	CSB Batteries can be stored for more than 6 months at 25°C (77°F). Please charge batteries before using. For higher temperatures the time interval will be shorter.
Terminal	Thread Insert & Bolt
Container Material	-Polypropylene (UL94-HB)*Flammability resistance of UL94-V0 can be available upon request.



CSB-manufactured batteries are UL-recognized components under UL924 and UL1989. CSB is also certified by ISO 9001 and ISO 14001.

Dimensions

unit: (MM)



Constant Current Discharge Characteristics Unit:A (25°C , 77°F)

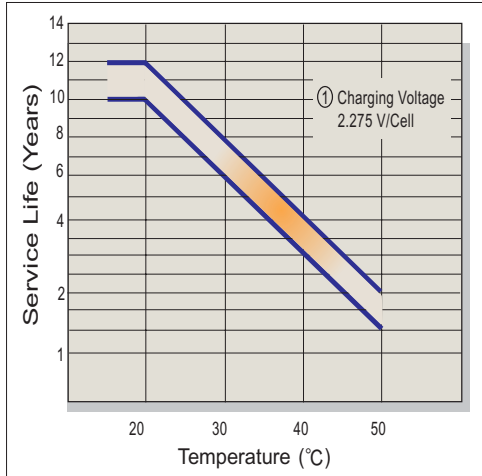
F.V/Time	5MIN	10MIN	15MIN	30MIN	1HR	2HR	3HR	4HR	5HR	8HR	10HR	20HR
1.60V	325.0	215.0	158.0	93.3	53.4	31.0	21.5	16.7	14.4	9.36	7.85	4.45
1.67V	305.0	202.5	154.0	91.7	52.8	30.7	21.3	16.6	14.3	9.32	7.74	4.43
1.70V	285.0	190.0	150.0	90.0	52.2	30.3	21.0	16.5	14.2	9.28	7.62	4.41
1.75V	252.5	175.0	144.0	85.4	50.7	29.8	20.6	16.2	14.0	9.11	7.56	4.33
1.80V	220.0	160.0	138.0	80.8	49.2	29.3	20.2	15.9	13.7	8.93	7.50	4.24
1.83V	200.5	151.0	134.4	78.0	48.3	29.0	20.0	15.7	13.6	8.83	7.46	4.19

Constant Power Discharge Characteristics Unit:W (25°C , 77°F)

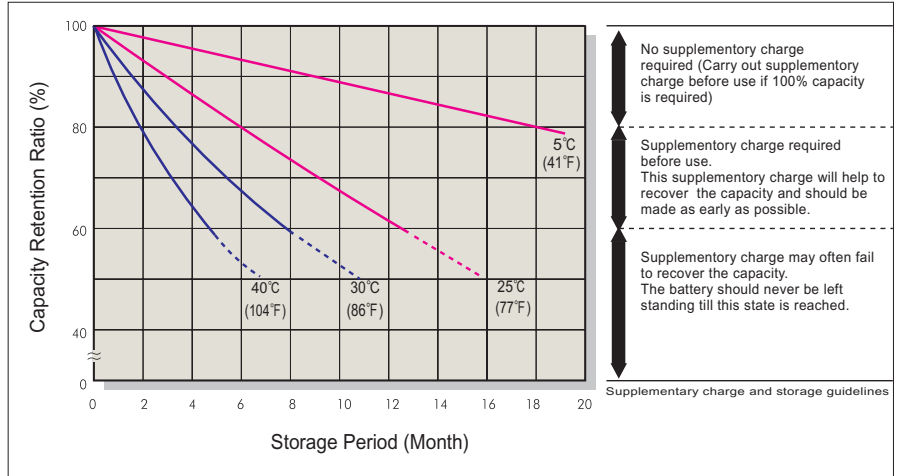
F.V/Time	5MIN	10MIN	15MIN	30MIN	1HR	2HR	3HR	4HR	5HR	8HR	10HR	20HR
1.60V	3420	2370	1720	1070	623.0	363.0	253.0	197.0	170.0	112.0	94.7	53.2
1.67V	3245	2235	1680	1050	617.0	360.5	250.5	196.5	169.5	111.5	94.6	53.0
1.70V	3070	2100	1640	1030	611.0	358.0	248.0	196.0	169.0	111.0	94.4	52.8
1.75V	2760	1935	1585	983.0	595.5	352.5	244.0	192.5	166.0	109.0	92.7	51.9
1.80V	2450	1770	1530	936.0	580.0	347.0	240.0	189.0	163.0	107.0	90.9	51.0
1.83V	2264	1671	1497	907.8	570.7	343.7	237.6	186.9	161.2	105.8	89.9	50.5

● All mentioned values are average values.

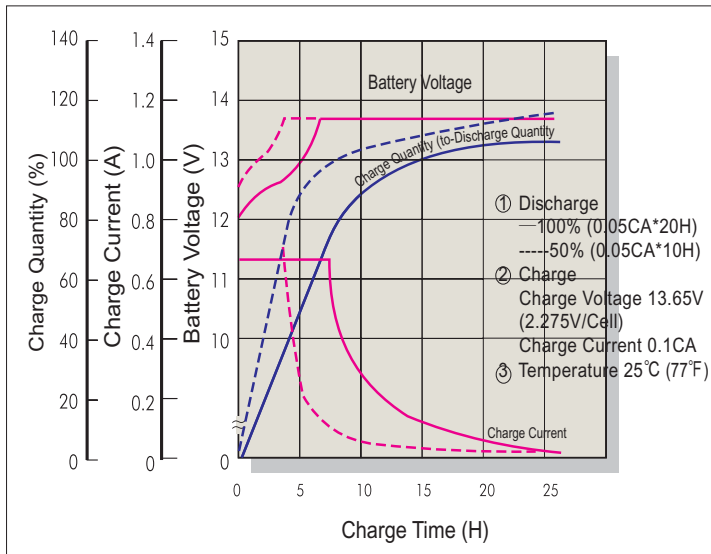
Trickle (or Float) Service Life



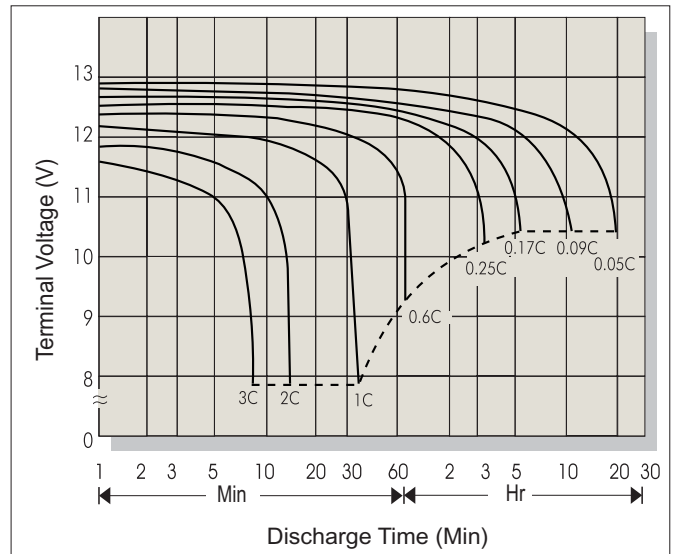
Capacity Retention Characteristic



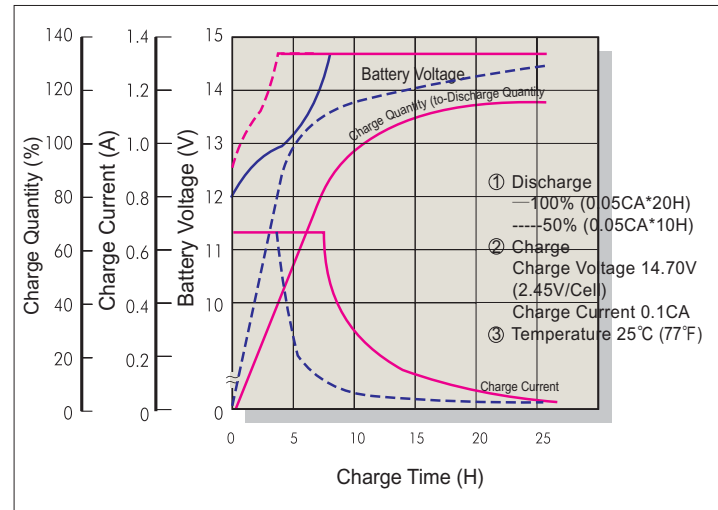
Battery Voltage and Charge Time for Standby Use



Terminal Voltage (V) and Discharge Time (25°C 77°F)



Battery Voltage and Charge Time for Cycle Use



Discharge Current VS. Discharge Voltage

Final Discharge Voltage V/Cell	1.75	1.70	1.55	1.30
Discharge Current (A)	0.2C>(A)	0.2C<(A)<0.5C	0.5C<(A)<1.0C	(A)>1.0C

Charging Procedures

Application	Charge Voltage (V/Cell)			Max. Charge Current
	Temperature	Set Point	Allowable Range	
Cycle Use	25°C (77°F)	2.45	2.40~2.50	0.3C
Standby	25°C (77°F)	2.275	2.25~2.30	